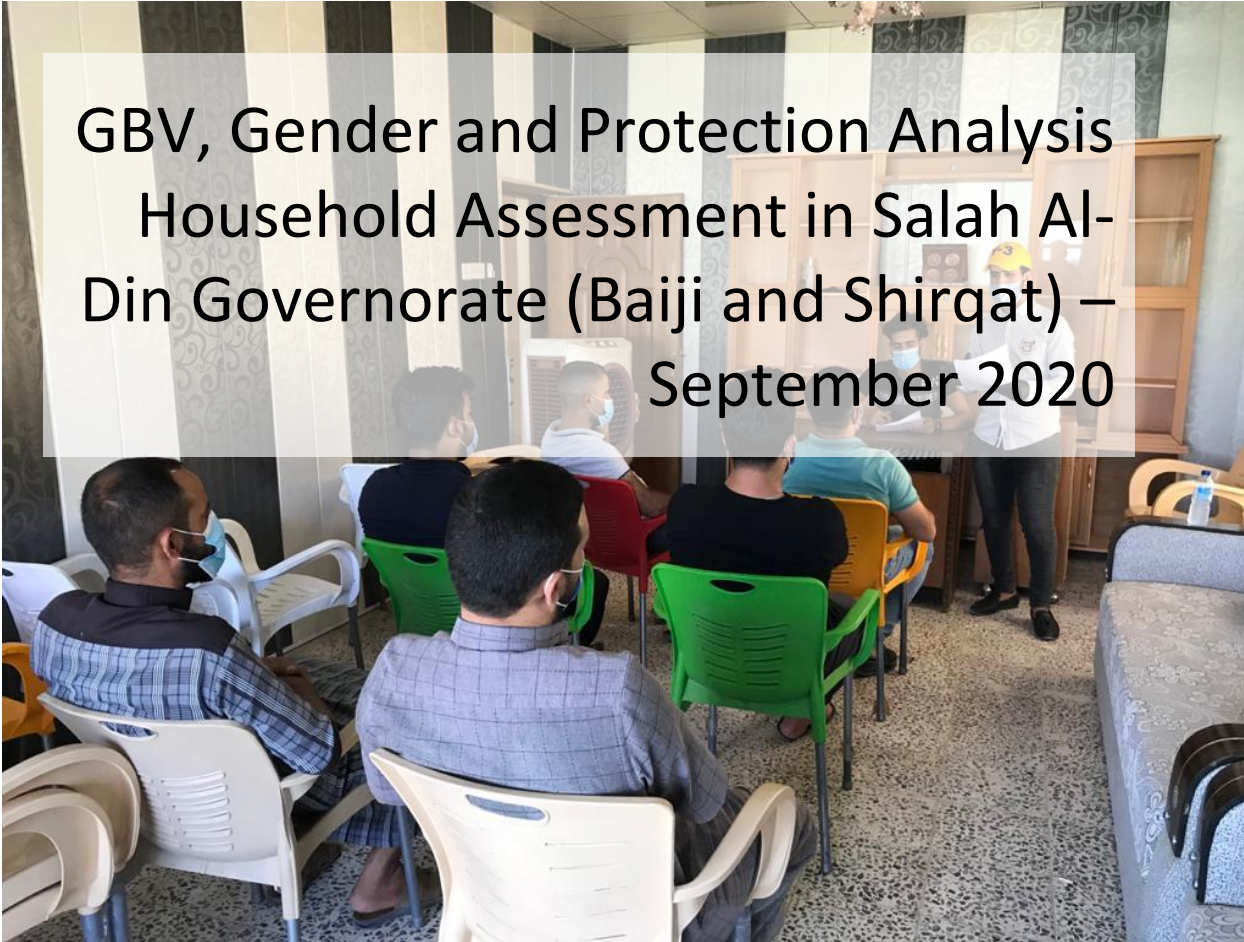




GBV, Gender and Protection Analysis Household Assessment in Salah Al- Din Governorate (Baiji and Shirqat) – September 2020



Disclaimer

These reports were produced under the United Nations Development Program Iraq Crisis Response and Resilience Program (ICRRP) with the generous funding of the Government of Germany. The Rapid Market Assessment and Community Needs and Gender Analysis were conducted through a partnership with Mercy Hands and DCA. The views expressed in this publication are those of the author(s) and do not necessarily represent those of the United Nations, including UNDP and the UN Member States.

Copyright © 2020 UNDP. All rights reserved

Table of Contents

1. INTRODUCTION	3
2. METHODOLOGY	3
3. LIMITATIONS	4
4. FINDINGS:.....	5
I. GBV, Gender and Protection Analysis household survey:	5
A. Respondent breakdown.....	5
B. Receiving modalities of cash or vouchers safely.....	6
C. Safe access to markets.....	9
D. Social relations.....	12
E. Engagement in the household tasks	14
F. Livelihoods.....	18
G. Child protection	19
H. Security situation in the community	21
I. NGOs delivering humanitarian assistance (protection mainstreaming).....	24
II. FGD & KII:	25
5. KEY FINDINGS AND RECOMMENDATIONS:.....	27
6. ANNEXES:	29

1. INTRODUCTION

The situation in Iraq remains unstable with widespread humanitarian concerns. Years of conflict uprooted millions of people, eroded social cohesion, disrupted access to basic services, destroyed livelihoods and led to increased protection risks. With weak central governance and limited progress towards recovery and development, the situation has become protracted and millions of people across Iraq remain in need of humanitarian assistance. As the humanitarian crisis in Iraq enters its sixth year, an estimated 6.7 million conflict-affected persons are expected to continuously require humanitarian assistance in 2020.

In 2020, Iraq is simultaneously categorized as an upper-middle-income country and one that INFORM's Global Risk Index labels as "very high risk" of a humanitarian crisis. More than two years after Iraq's military operations against the Islamic State of Iraq and the Levant (ISIL) ended, social, ethnic and sectarian tensions persist on multiple fronts. Political uncertainty and natural disasters continue to intensify humanitarian needs. In October 2019, protests against the recently-elected federal government erupted in Baghdad and other governorates, threatening the fledgling stability and narrowing the national focus.

Mercy Hands for Humanitarian Aid, in partnership with Dan Church Aid (DCA), has embarked on a UNDP-funded project in Salah al-Din (SAD) Governorate to address the unstable situation around protection risks, lack of livelihood opportunities, and deteriorated social cohesion. This project, **"Advancing Economic Recovery in Salah-al Din through Livelihoods and improving Social Cohesion,"** includes multiple community-based assessments, asset replacement, micro-business support grants, vocational training, cash for work opportunities, job apprenticeships, cash for training opportunities, and social cohesion and peacebuilding activities. Mercy Hands is the lead implementer, with DCA providing specialist support in the areas of GBV, hazard mapping and Cash. Both Mercy Hands and DCA have extensive humanitarian experience, Mercy Hands specifically in Iraq and within the Salah al-Din. Since 2006, Mercy Hands has implemented humanitarian response projects in SAD under the objective "Sustainable Livelihoods & Economic Recovery-Salah Al-Din Governorate-Iraq" with support from UNHCR, IOM, UN WOMEN, UNIFEM, UNESCO and WFP.

Through a multi-sectoral and integrated approach, DCA aims to save lives, provide needs-based humanitarian assistance, enable recovery and enhance the resilience of the most vulnerable conflict-affected communities. As a proud signatory of the Charter for Change, DCA works with local NGOs to enhance their capacity to enable a more locally-led response to the humanitarian needs. As well as providing technical expertise in programmatic areas, DCA provides training in organizational areas including strategy, vision and plan, policies and procedures, security and staff welfare, fundraising, proposal writing and reporting and AME.

This GBV, Gender, and Protection Analysis Household Assessment was conducted by DCA and Mercy Hands to understand the current situation concerning the protection, GBV, livelihood, social cohesion, economic recovery and COVID-19 pandemic impact on the communities in Salah Al-Din governorate, especially Baiji and Shirqat districts where this project takes place. The assessment analysis will be used to inform project outputs and activities and ensure that protection risks are mitigated throughout the project.

2. METHODOLOGY

This assessment utilizes mixed methodologies for collecting quantitative (HH survey) and qualitative data (KII and FGDs). The survey area for the assessments is Al-Shirqat District and Baiji District in Salah al Din Governorate, which are both covered by this UNDP-funded project. The household survey took place among a randomized sampling of families from a variety of life conditions in these districts. KIIs were held with local authorities, business owners, community representatives, local economic representatives, worker union practitioners in the selected area. In addition, Focus Group Discussions (FGDs) were held with male and female youth (aged 15-24) to ensure their perspective was included as they are a key target group for this project.

2.1 Study area:

All components of the assessment were conducted in Shirqat and Baiji districts of Salah Al-Din Governorate.

For the household survey, a random sampling technique was used out of 2,000 estimated households in these areas. Using an 80% confidence interval and 5% margin of error, and 5% added to anticipate for non-responses, a representative sample was determined to be 154 surveys. Therefore, 77 were conducted in Al-Shirqat District and 77 in Baiji District with approximately 50% males and 50% females.

In addition, 5 FGDs were held (2 in Shirqat and 3 in Baiji) with a total of 36 participants. A majority were female to ensure protection and GBV risks for women specifically were understood. As women and girls in these areas have challenges that make it difficult to participate in such research, FGDs with women were held separately to create a safer space. A total of 15 in-person KII interviews were also conducted (5 in Baiji and 10 in Shirqat).

2.2 Survey period:

The survey took place on 9 Aug 2020 and the FGDs and KIIs took place on 9 Sep 2020, using the 50 Mercy Hands field enumerators hired under this project as a cash for work activity.

The assessments were conducted by Mercy Hands M&E staff in the field and then the results were shared with the DCA Protection Officer and M&E Global Advisor for overview. The assessment data was analyzed by DCA MEAL consultant.

Table (1): The below shows a breakdown of the FGD participants in both locations.

Location	Total Participants	Female	Male
Baiji	21	14	7
Al Shirqat	15	15	0

Table (2): The below shows a breakdown of the KII participants in both locations.

Location	Total Participants	Business owner	Social affairs office	Community representative
Baiji	5	0	0	5
Al Shirqat ¹	10	5	1	4

3. LIMITATIONS

One of the limitations was the lack of complete data sets for a limited number of surveys and incomplete answers from the respondents. This is partially due to a number of questions within the survey that did not require a response in case s/he was not comfortable, which led to many questions being skipped. There was also a lack of information by the participants of the FGD and KII sessions, who did not provide a detailed response about several questions. As a result of this, there were a number of responses with limited explanation.

¹ All the interviewed respondents in Baiji and Shirqat were male due to the nature of the work (no females were found to be interviewed).

Enumerators are also newly-hired cash for work beneficiaries and were selected based on both experience and vulnerability criteria. While they received a training on the forms used for this assessment, allowing more time for this training as well as data collection (to provide immediate feedback and course correction) would have been valuable.

Time for conducting this assessment was limited for numerous reasons, which made it difficult to add surveys, FGDs, and KIIs to supplement the limited data gathered. For example, while sample size was limited due to COVID-10 concerns, with more time it would have been possible to conduct additional KIIs over the phone.

4. FINDINGS:

I. GBV, Gender and Protection Analysis household survey:

A. Respondent breakdown

Participants of this survey were 52% male and 48% female and almost all of them (92%) were adults. In addition, 13% of respondents had a physical disability or chronic illness. Most participants were host community members (50%) and returnees (45%).

Table (3:) Shows a breakdown of the legal status in both locations.

Location	Total Participants	Host community/resident	Internally displaced in host community	Returnee
Baiji	77	21%	5%	24%
Shirqat	77	29%	1%	21%

Table (4:) below shows a breakdown of the surveyed participants in both locations.

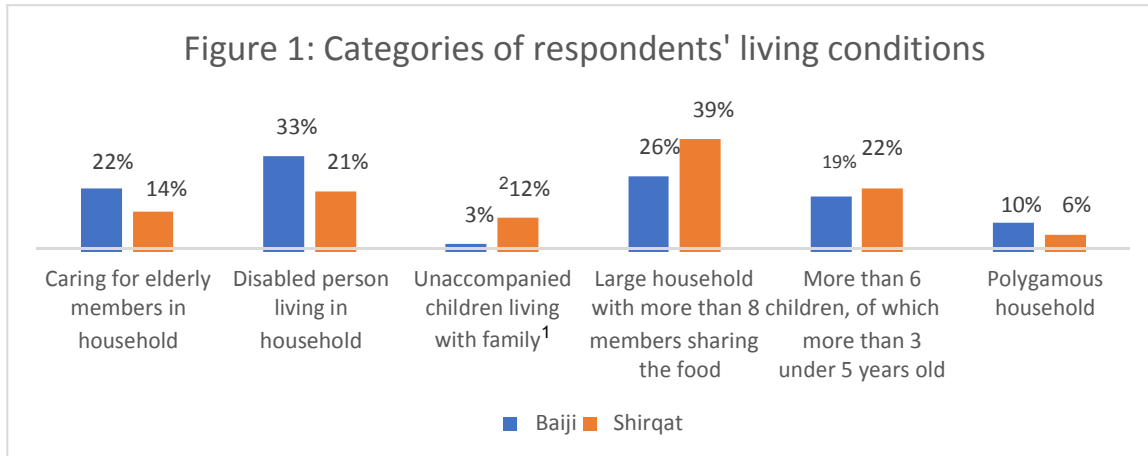
Location	Total Participants	Female	Male
Baiji	77	37	40
Shirqat	77	37	40

Table (5:) below shows a breakdown of the age of participants in both locations.

Age of the respondent	Baiji	Shirqat
Adolescent boy 13-17 years	1	1
Adolescent girl 13-17 years	2	1
Adult female 18-59 years	32	39
Adult male 18-59 years	39	32
Older female 60+	2	3
Older male 60+	1	1

As for the status of respondents in households, 47% were male heads of households and 36% were the female heads of the households while the other respondents were not head of households (7% male, 10% Female).

Figure 1: below shows the living conditions of the members in the household:

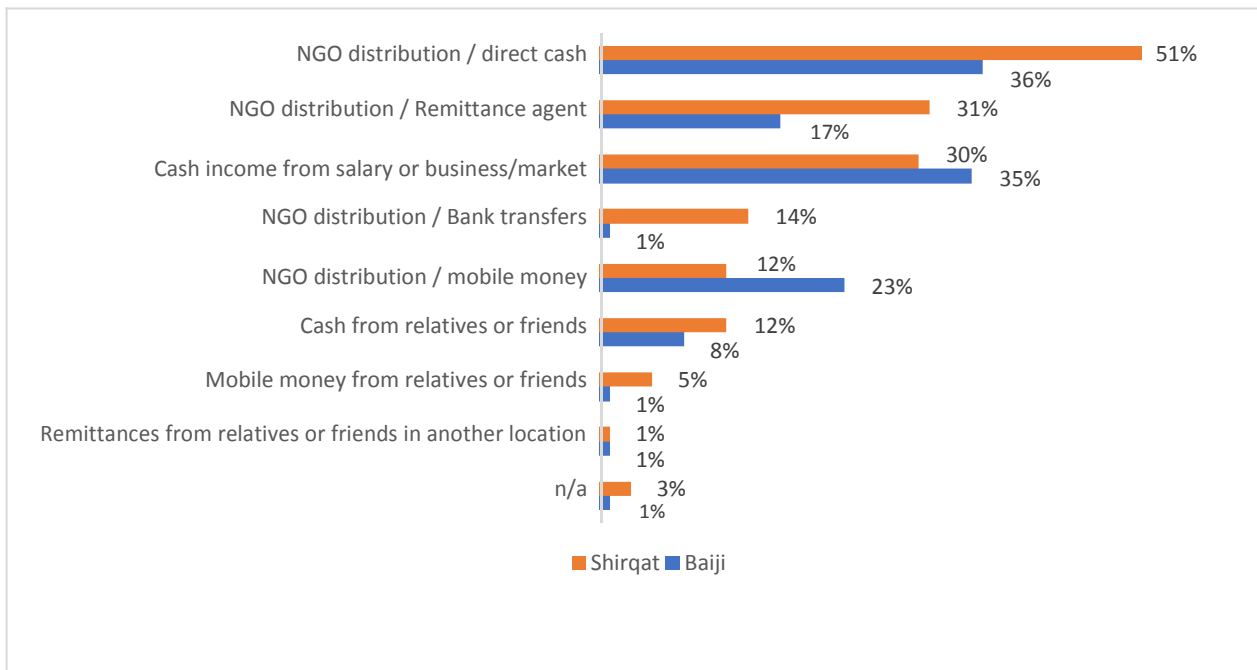


B. Receiving modalities of cash or vouchers safely

For this section, a group of questions have been asked to respondents to obtain information on the most common ways of receiving cash and the modalities and preferences of receiving cash/vouchers from NGO.

Regarding the two most common ways to receive or get access to cash, the respondents in Baiji district have declared that the NGO distribution / direct cash and the cash income from salary/business/market are the most common ways to receive or get access to cash, while the respondents in Shirqat district have indicated the most common ways are NGO distribution / remittance agents or NGO distribution / direct cash.

Figure 2: The common ways to receive or get access to cash



² A child without the presence of a legal guardian living with a family.

Furthermore, 42% of respondents in Baiji district mentioned that they have received cash/ voucher from NGO's and only 19% in Shirqat district. Tables 5& 6 below shows the ways of cash/vouchers where received from NGO's in Baiji and Shirqat.

Table (6): The modalities of received cash/voucher from NGO in Baiji:

Modality	Adolescent boy 13-17 years	Adolescent girl 13-17 years	Adult female 18- 59 years	Adult male 18- 59 years	Older female 60+	Older male 60+
NGO distribution / direct cash	0	0	5	6	1	1
Mobile money	0	0	3	1	0	1
Paper cash voucher	0	0	3	2	0	0
Electronic cash voucher	0	0	2	2	0	2
Remittance agent	0	0	2	3	0	1
Bank transfers	0	0	2	2	0	0
Cash from participating in cash for work project	0	0	0	0	0	0

Table (7): The modalities of received cash/voucher from NGO in Shirqat

Modality	Adolescent boy 13-17 years	Adolescent girl 13-17 years	Adult female 18- 59 years	Adult male 18- 59 years	Older female 60+	Older male 60+
NGO distribution / direct cash	0	0	6	3	0	1
Mobile money	0	0	0	2	0	0
Paper cash voucher	0	0	0	0	0	0
Electronic cash voucher	0	0	0	1	0	1
Remittance agent	0	0	0	3	0	0
Bank transfers	0	0	2	2	0	0
Cash from participating in cash for work project	0	0	0	1	0	0

91% of respondents have stated that the ways mentioned above are a safer way to receive cash/vouchers. Moreover, the respondents in Baiji and Shirqat selected the NGO distribution/direct cash as the most preferred modality for receiving assistance from Mercy Hands.

Figure 3: Preference for receiving assistance according to Respondents in Baiji

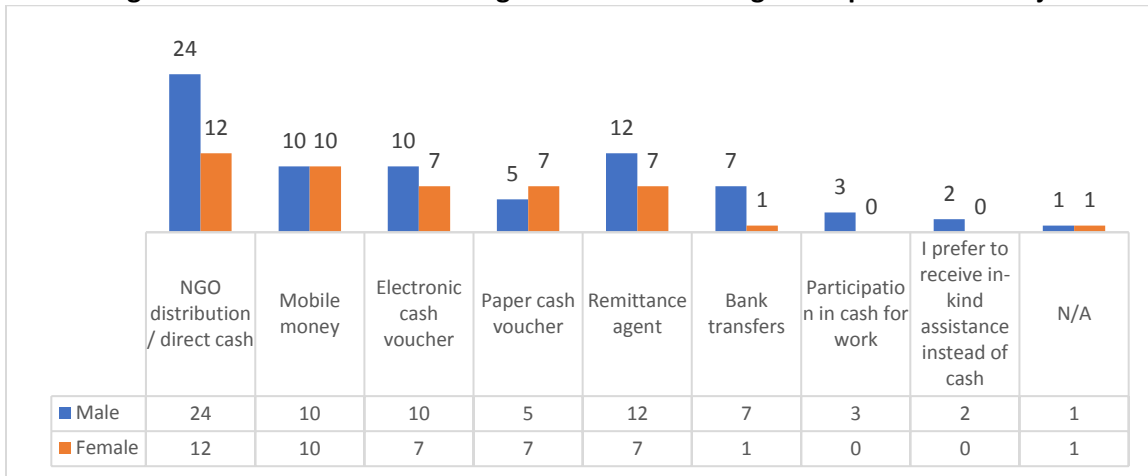
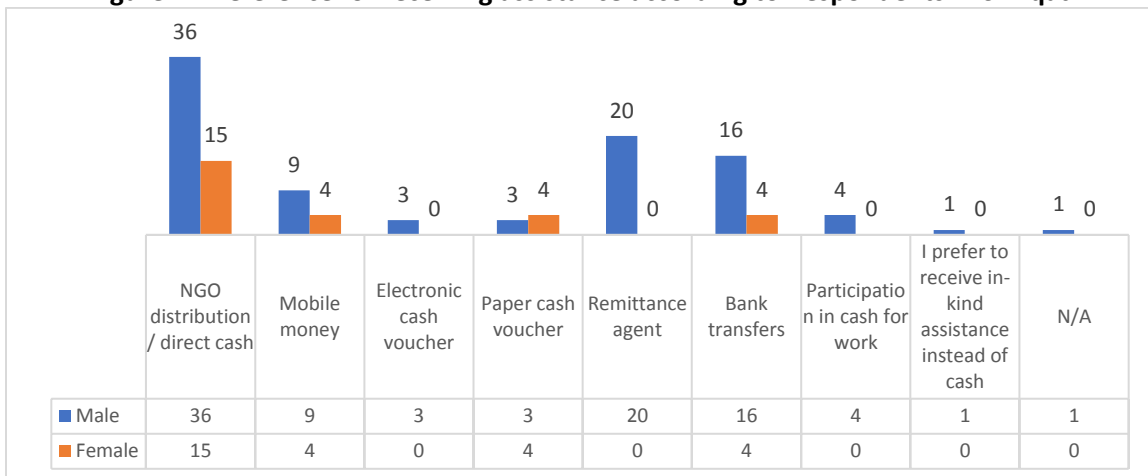


Figure 4: Preference for receiving assistance according to Respondents in Shirqat



96 out of 116 respondents explained that the mentioned preferences above are safe and easy to access.

Regarding the concerns related to a financial service provider/external actor which is responsible for the distribution of cash, 90% of the respondents in Shirqat and Baiji have declared that they do not have any concern on this matter. While only 3% of the respondents stated that they do have concerns and they explained as the following:

Table (8): Respondents concerns about the financial service provider

Concerns	Shirqat	Baiji	Female	Male
They might require me to pay something or give favour to get the cash.	0	1	1	0
They might not pay me the full amount that I am entitled to.	3	0	3	0
They might require identification that I don't have.	1	0	1	0
I'm illiterate and they might require me to be able to read or write.	1	0	1	0

When asked about the payment frequency option, 75% of the respondents stated that would like to receive the cash on a monthly basis and 16% preferred to receive cash on a bi-weekly basis. In this regard, there were

different opinions on the use of the cash without pressure. 44% of the respondents declared that the more frequent transfers make it easier to decide on how to use the cash. On the other hand, 43% of respondents do not think that frequent transfer of cash would relieve pressure. Almost half of the respondents stated that the more frequent transfers of cash make it safer.

92% of the respondents mentioned that they do have a safe place to keep the cash in.

C. Safe access to markets

In this section, a series of questions have been asked to respondents about the access to the market regarding safety, duration and transportation cost.

The majority of respondents (83%) stated that they usually spent less than 30 minutes to reach the market and about 68% of the respondents mentioned that they do the shopping by themselves. In comparison, 24% refers to the older son and 19% refers to the husband. Concerning who take cares of the children and the dependents while shopping as the following figure:

Figure 5: Who take cares of the children and dependents while shopping in Baiji

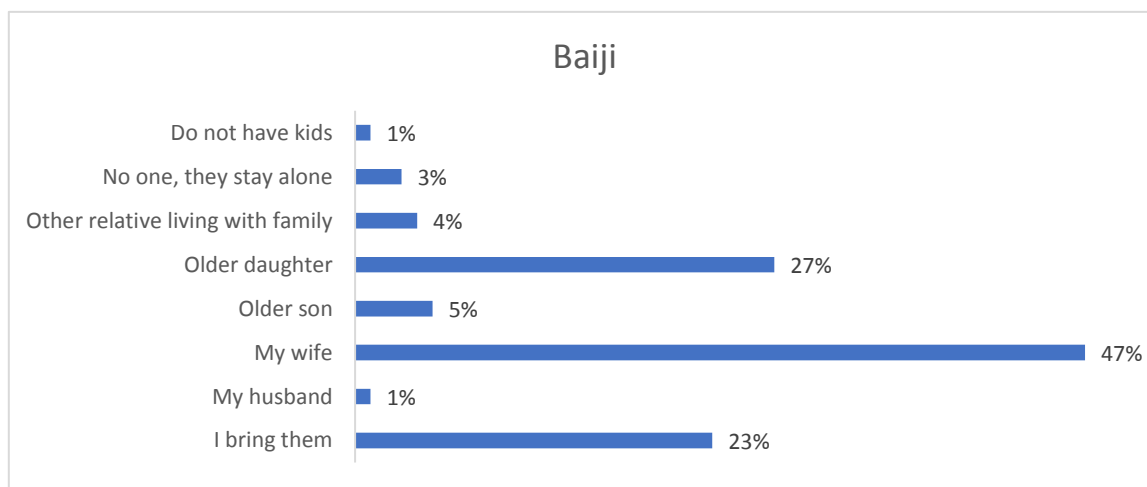
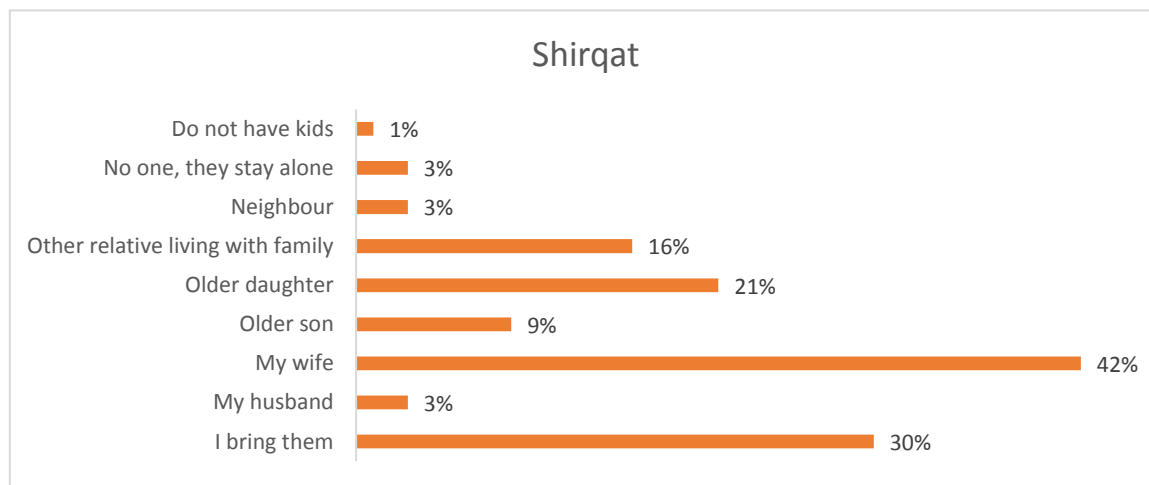


Figure 6: Who take cares of the children and the dependents while shopping in Shirqat



In terms of travelling safely to the market, 86% of the respondents declared that they felt safe to travel to the market with cash and goods. While only 7% stated that they do not feel safe whilst travelling to the market and explained that they might get robbed during the shopping, especially when the market is crowded.

Table (9): Percentage of the respondents who felt safe to travel to market with cash and good:

Location	% of female	% of male
Baiji	81%	80%
Shirqat	95%	90%

*Almost all of the respondents (94%) believed that a local market is a safe place for shopping.

When asked about the unsafe time to access the market, the respondents in Shirqat and Baiji have referred to night time between 9 pm to 6 AM as the less safe time to access the market, and men and women had similar answers in terms of the safest times to access the market.

Figure 7: The least safe times to access the market according to the respondents in Baiji

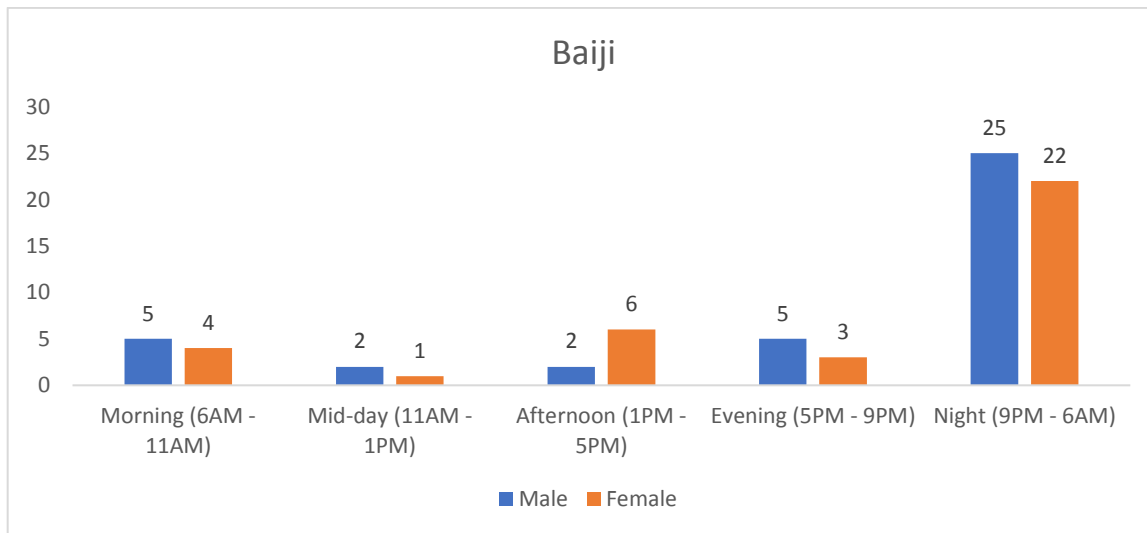
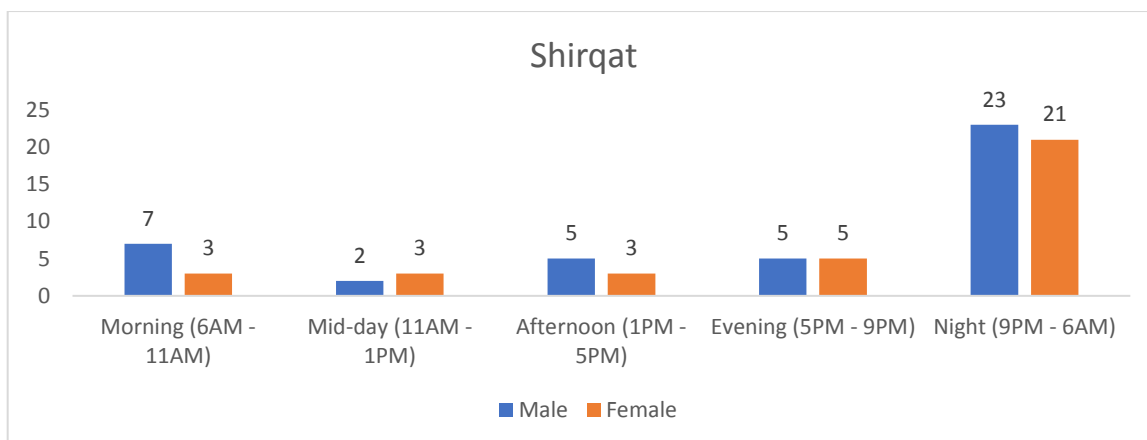


Figure 8: The least safe times to access the market according to the respondents in Shirqat



Following this, the respondents have been asked about the transportation options when going for shopping. The respondents in Baiji and Shirqat have indicated that the most used transportation option is public transport (bus, pickup truck) and the other options are mentioned in figure 9 & 10 below:

Figure 9: Most used transportation option In Baiji

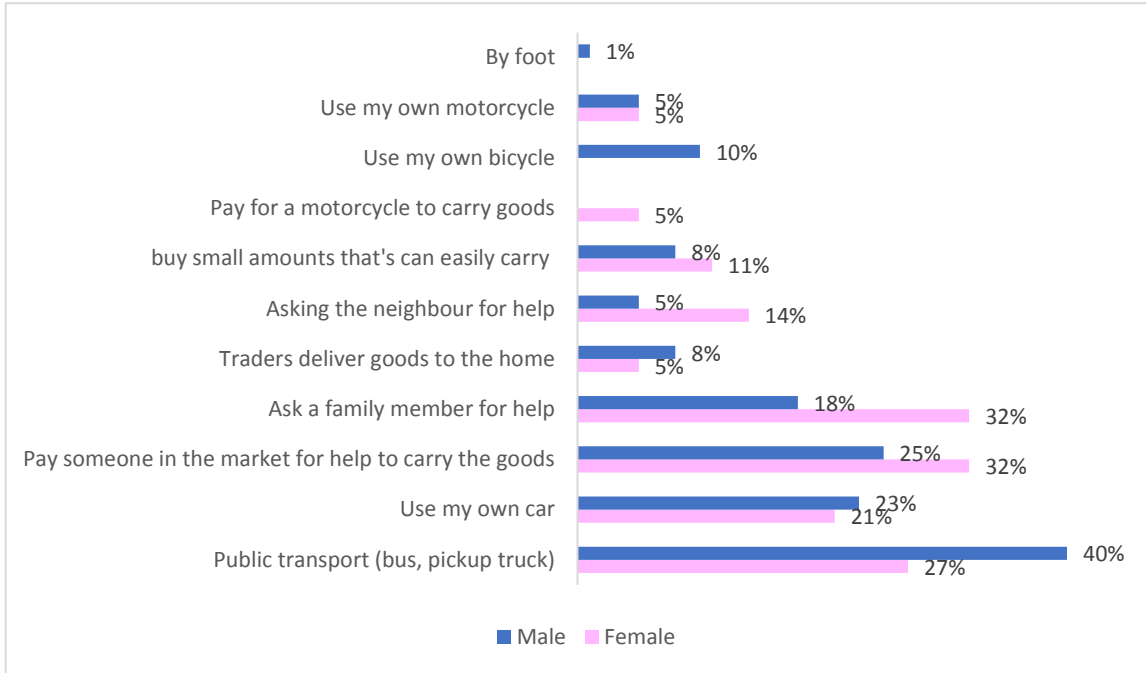
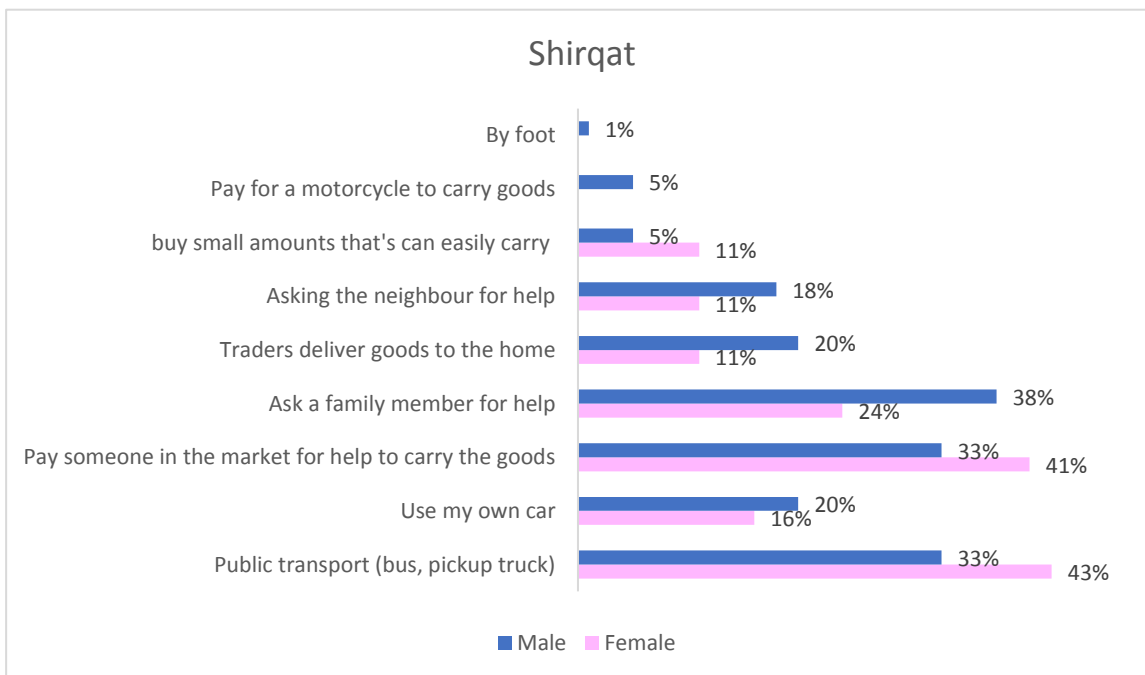


Figure 10: Most used transportation option In Shirqat



27 out of 154 respondents have declared that used to pay for the daily transportation between 500 to 10000 IQD. The following table present the daily cost per the location:

Table (10): Daily transportation cost:

Daily transportation cost	Baiji	Shirqat
500 IQD	0	3%
1000 IQD	3%	23%
2000 IQD	35%	39%
3000 IQD	13%	11%
4000 IQD	4%	1%
5000 IQD	20%	9%
6000 IQD	3%	1%
10000 IQD	0%	11%

Only 53% of the respondents in Baiji and Shirqat have stated that they can afford the transportation cost. While 16% mentioned that they paid for others to do the shopping on behalf of them. 7% mentioned that they paid sometimes.

D. Social relations

As for this section, a list of questions has been asked to the respondents to understand the relation between their household members regarding the control of the finance within the household.

When asked about who decides to spend the cash that is received from the income source, NGOs, remittances, loans, from relatives and friends, the responses indicated that in 43% of households the men in the household are in charge spend the cash. 31% Man and woman together, 16% Women, 6% Male family member and 3% Older family member (regardless male or female).

While only 33% of respondents declared that they own money and they have the freedom to decide how to use it. Furthermore, the respondents have been asked if they agree that the man should have the final word in decision-making processes in their household, the response was as the following:

Figure 11: The respondents' acceptance that the man has the final decision-making within the household in Baiji

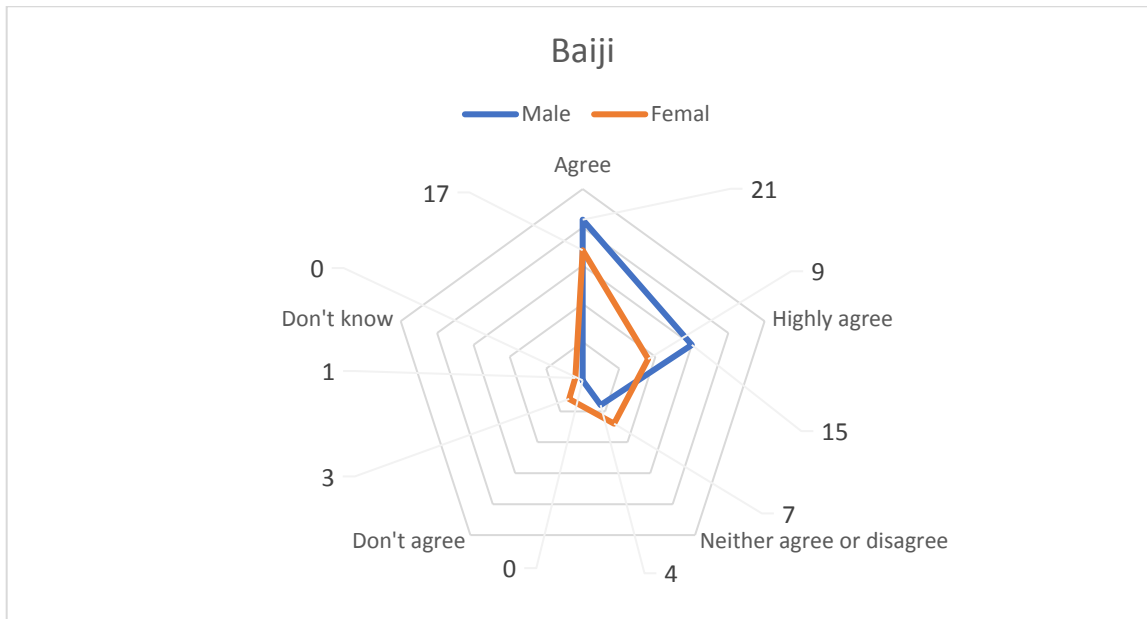
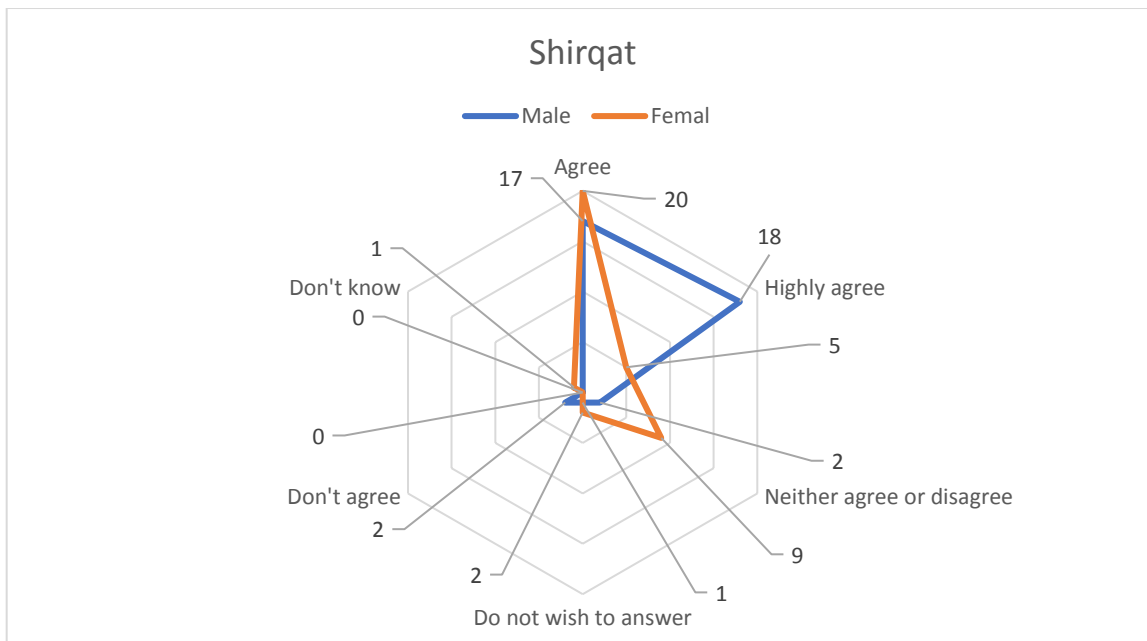


Figure 12: The respondents' acceptance that the man has the final decision-making within the household in Shirqat



Following this, 80% of the respondents have agreed (26% highly agreed) that the man in the household is responsible for controlling the finances of the household. Only 5% disagree.

E. Engagement in the household tasks

In this section, a series of questions have been administered to respondents to obtain information about the engagement of household tasks and potential tension or conflict among the household members. The following figures 13 & 14 present the engagement level in household tasks among the respondents per location:

Figure 13: Level of engagement in household tasks according to Baiji's respondents (Female)

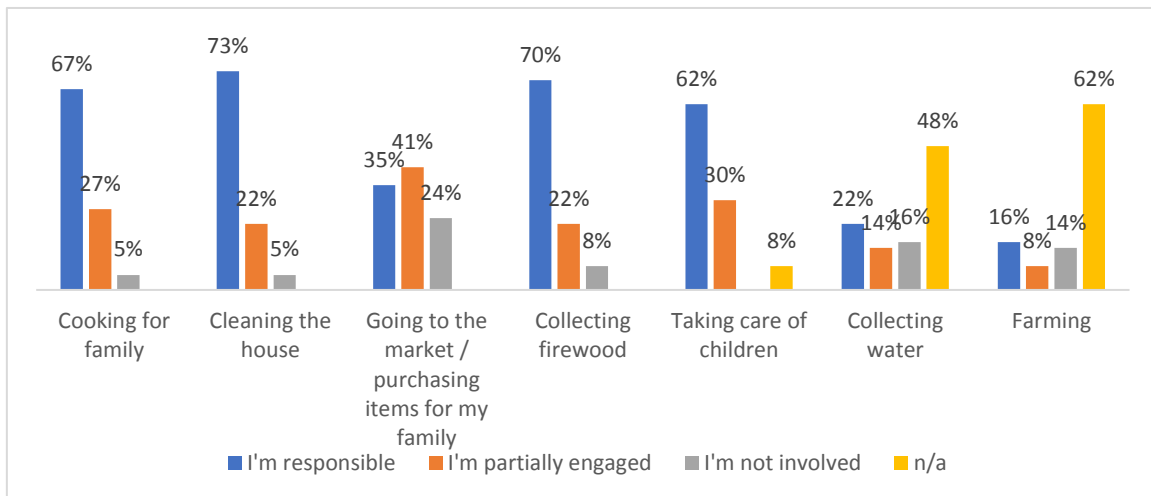


Figure 14: Level of engagement in household tasks according to Baiji's respondents (Male)

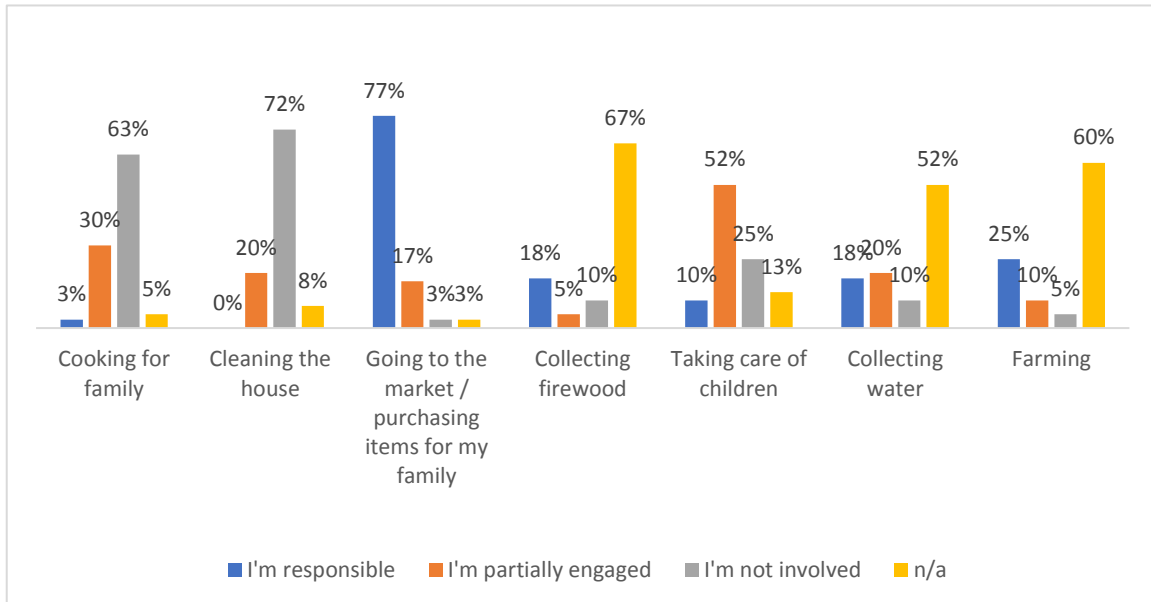


Figure 15: Level of engagement in household tasks according to Shirqat's respondents (Female)

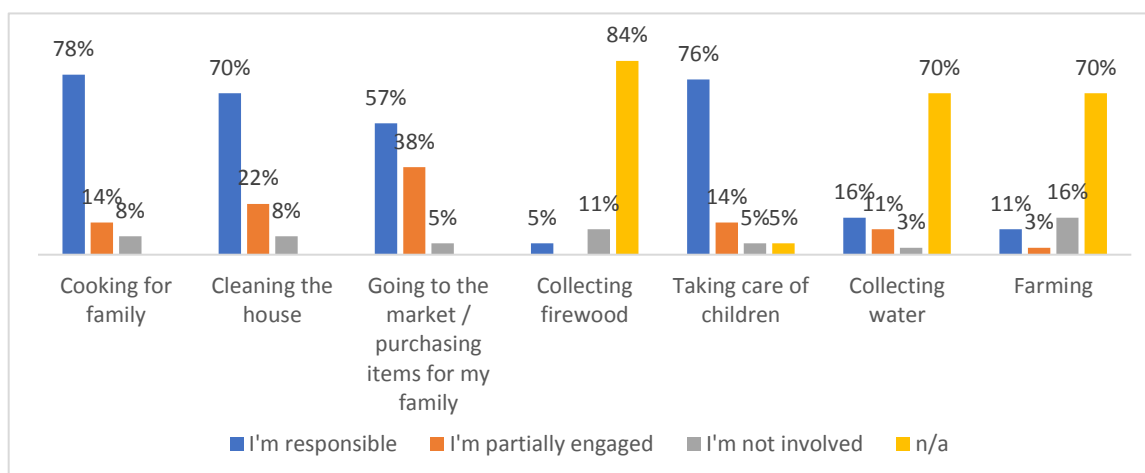
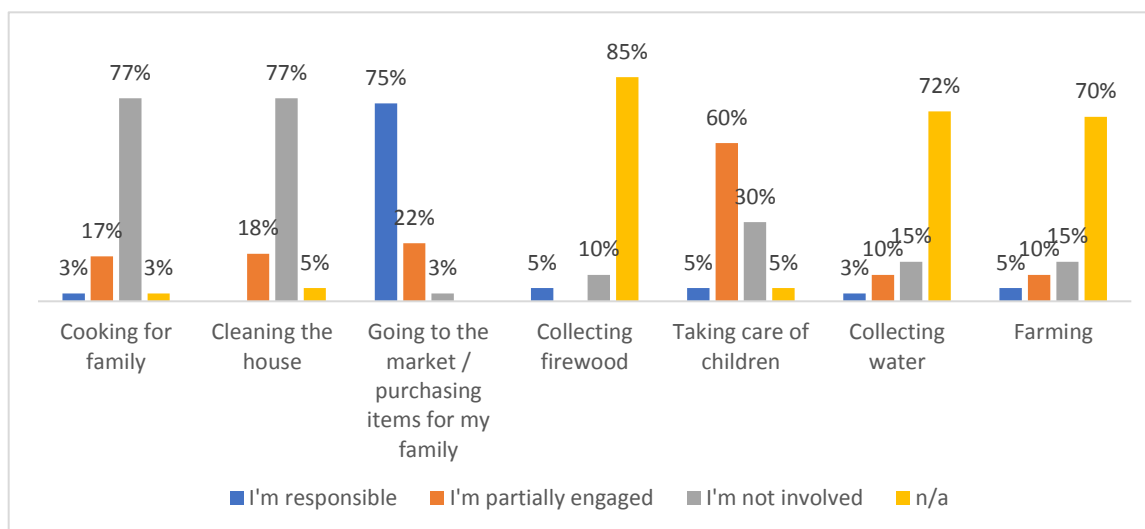


Figure 16: Level of engagement in household tasks according to Shirqat's respondents (Male)



Following this, 27% of the respondents have agreed (11% highly agreed) that the man should have equal responsibility for household tasks (such as cooking, cleaning, child care, and fetching water). 35% disagree, 19% either agree or disagree, 5% do not know and 3% do not wish to answer.

Also, 75% of the respondents have declared that there is no tension or conflict in the household about how to spend money, while only 32 respondents have declared that there are three main typical reasons for tension or conflict which are normally over who controls the money or the income earner did not share money with the rest of the family.

Concerning what can be done to ease any potential tension at the household level, 58% of the Baiji's respondents stated that household consultation on who should be targeted in the household is the best way to ease any potential tension. 44% of Shirqat's respondents indicated that awareness-raising with men and

boys on GBV at HH level including empowering women to be decision makers is the best way to reduce the tension in the household.

Figure 17: What could be done to ease any potential tension at household in Baiji

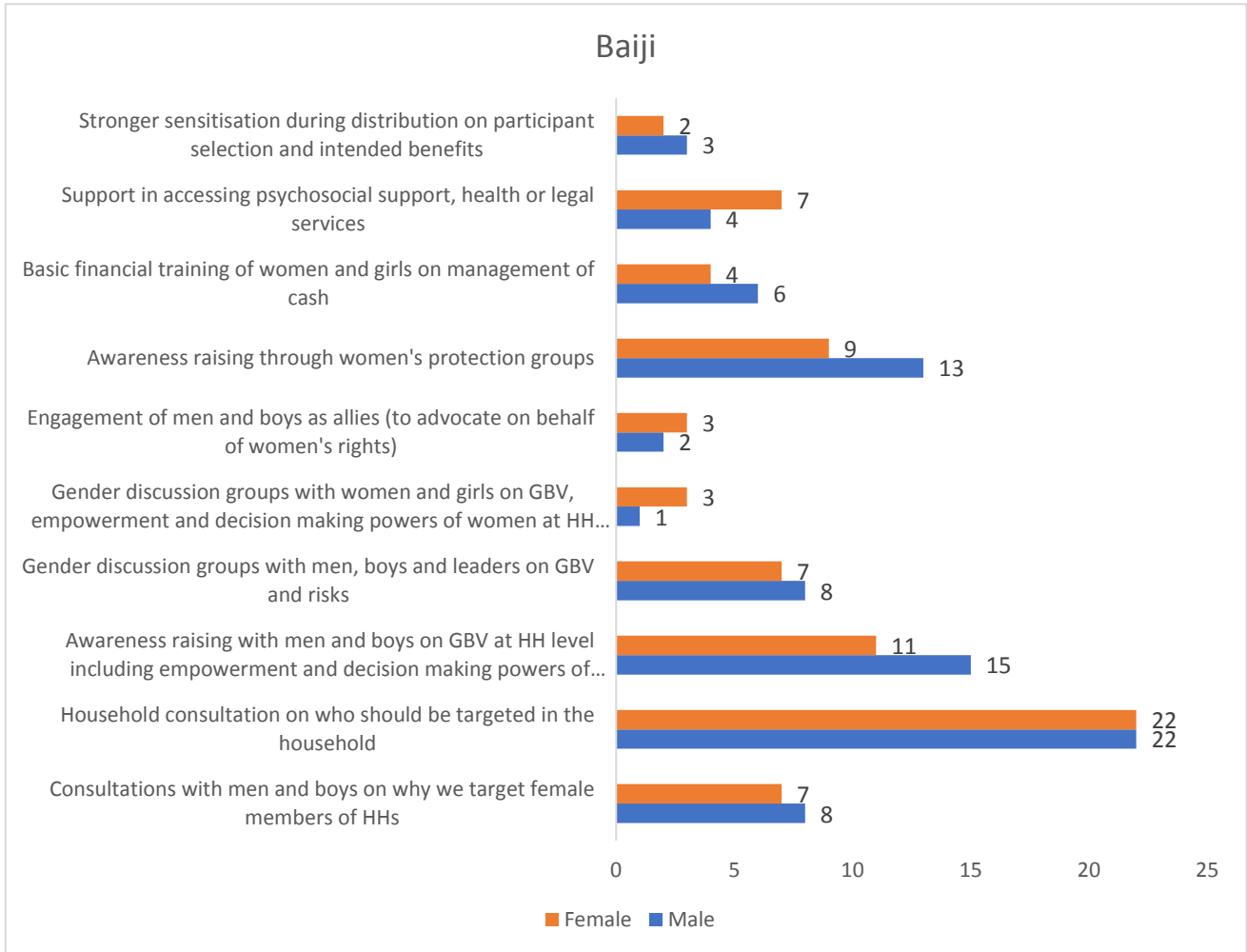
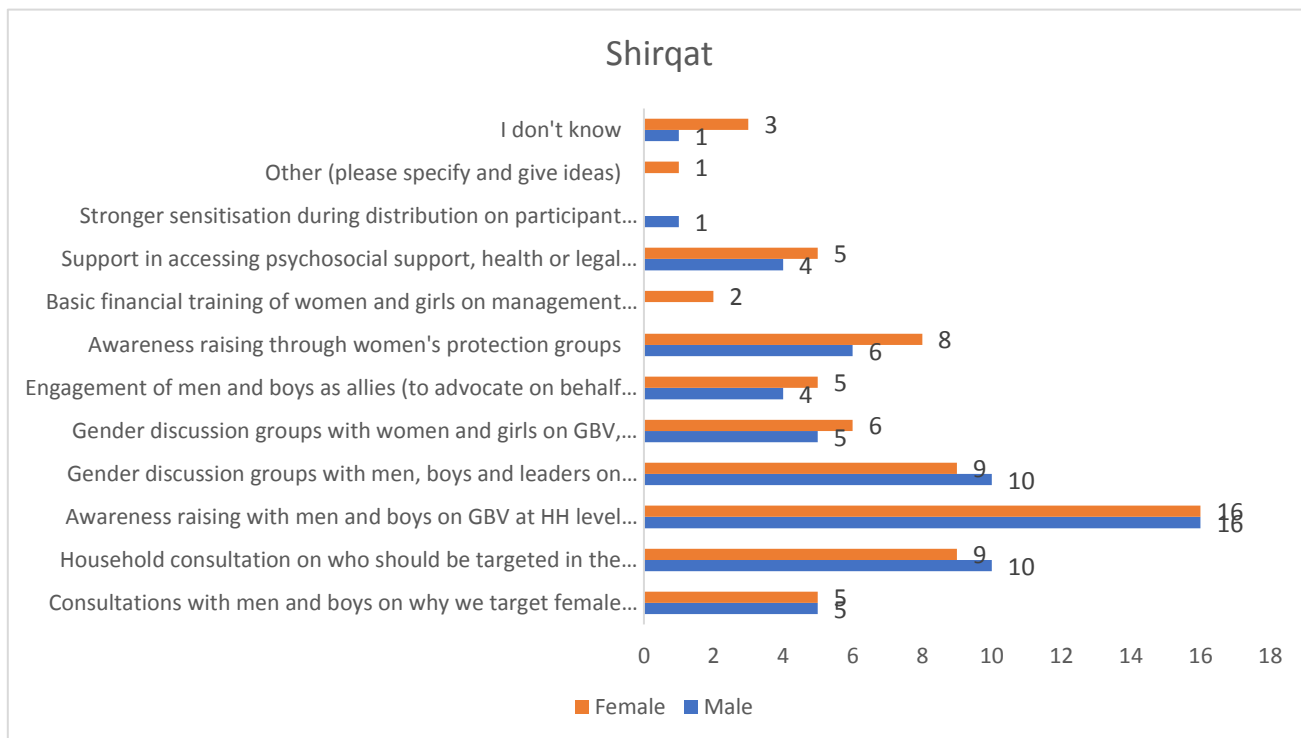


Figure 18: What could be done to ease any potential tension at household in Shirqat



More than half of the respondents (63%) in Baiji and Shirqat have indicated that the distributed humanitarian assistance to targeted households did not impact the relationships such as to cause tension or jealousy between community members who had received cash/vouchers and those who did not receive any assistance. Furthermore, when asked about what can be done to ease any potential tension at the community level, 50% of Baiji's respondents mentioned that conducting community training on GBV prevention and response can ease tensions. While 38% of Shirqat's respondents stated that there are two effective ways to reduce potential tension in the community: engaging the community in gender discussion groups on women's empowerment and conducting community training on GBV prevention and response. The following table presents the other effective ways to ease the potential tension as per location.

Table (11): Effective ways to reduce the potential tension in the community Baiji:

#	An effective way to reduce the potential tension in the community	Baiji	Male	Female
1	Conduct community trainings on GBV prevention and response	50%	19	19
2	Engage community in gender discussion groups on women's empowerment and GBV	34%	13	13
3	The NGO should ensure confidentiality of cash recipients	36%	12	15
4	The NGO should monitor the risks for cash recipients	18%	7	7
5	The NGO should target all households with smaller amounts	25%	11	8
6	Create more voluntary protection groups to support the community and NGO in dissemination of information	20%	8	7
7	Stronger sensitisation on participant selection and intended purpose of the assistance	21%	8	8
8	I don't know	3%	2	0

Table (12): Effective ways to reduce the potential tension in the community Shirqat:

#	An effective way to reduce the potential tension in the community	Shirqat	Male	Female
1	Conduct community trainings on GBV prevention and response	38%	13	16
2	Engage community in gender discussion groups on women's empowerment and GBV	38%	19	10
3	The NGO should ensure confidentiality of cash recipients	30%	9	14
4	The NGO should monitor the risks for cash recipients	18%	8	6
5	The NGO should target all households with smaller amounts	12%	5	4
6	Create more voluntary protection groups to support the community and NGO in dissemination of information	13%	4	6
7	Stronger sensitisation on participant selection and intended purpose of the assistance	17%	5	8
8	I don't know	13%	6	4

Table (13): Percentage of participation in community decision making according to respondents:

#	Location	Yes	No	Do not wish to answer
1	Baiji	43%	52%	5%
2	Shirqat	44%	47%	9%

5% of the respondents have stated that they are a member of an association, group or club that regularly holds meetings, moreover they have mentioned the group that they are active in as the following table:

Table (14): Active number of groups to reduce or address protection risks

#	Group	Baiji	Shirqat
1	Religious	0	3
2	Social	1	4
3	Women's group	0	1
4	A committee working on behalf of NGO or CBO	1	0

F. Livelihoods

In this section, three questions have been asked to respondents to understand the livelihood and income source of the respondents.

Figure 19: Livelihoods income according to respondents in Baiji

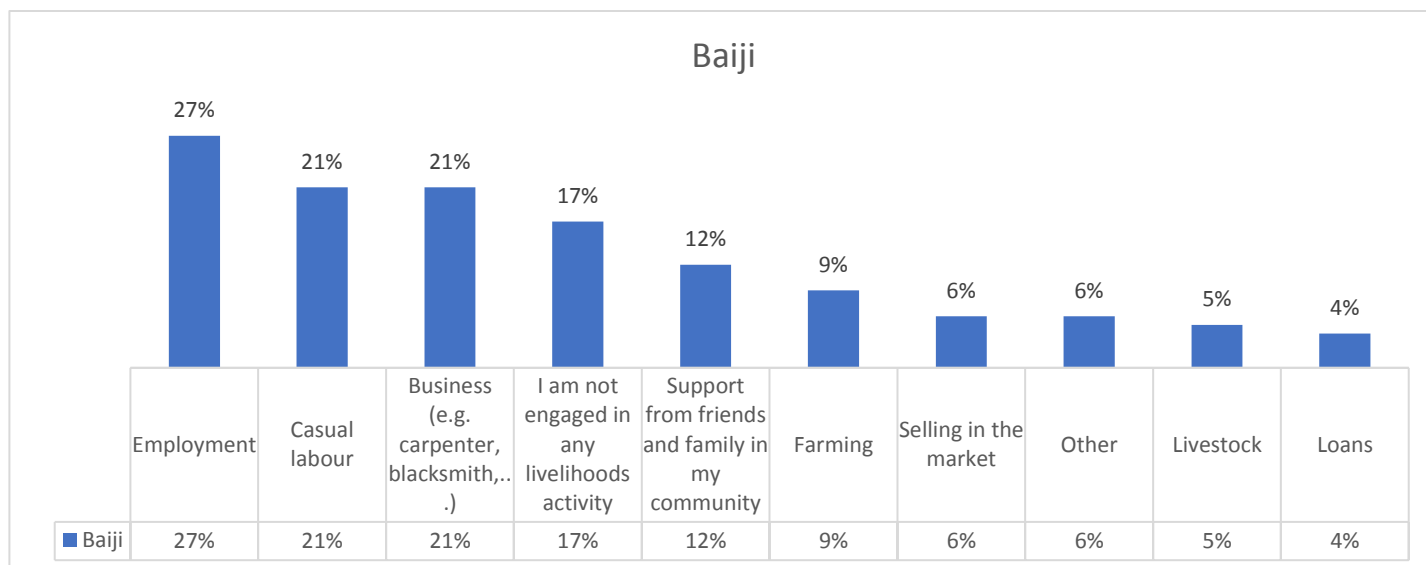
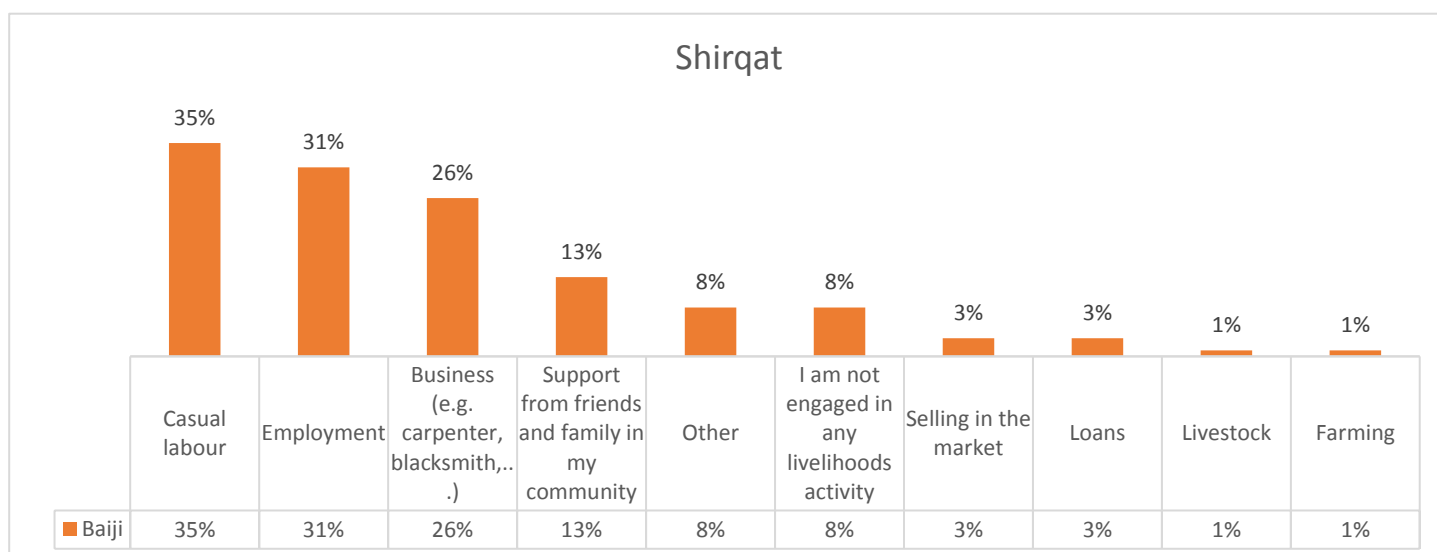


Figure 20: Livelihoods income according to respondents in Shirqat



86% of the respondents declared that they felt safe while doing their work, while 10% stated that due to the insecure worksite and bad working conditions they do not feel safe during the working hours.

Also, 127 out of 154 respondents have indicated that they do not have additional income sources outside of NGO livelihood programs, while others have explained that they have additional income sources such as remittances and support from relatives.

G. Child protection

As for this section, two questions have been administered to the respondents to obtain information on the most common child protection issues and the access level to education for boys and girls at Baiji and Shirqat communities.

Figure 21: The most common child protection issues in Baiji community

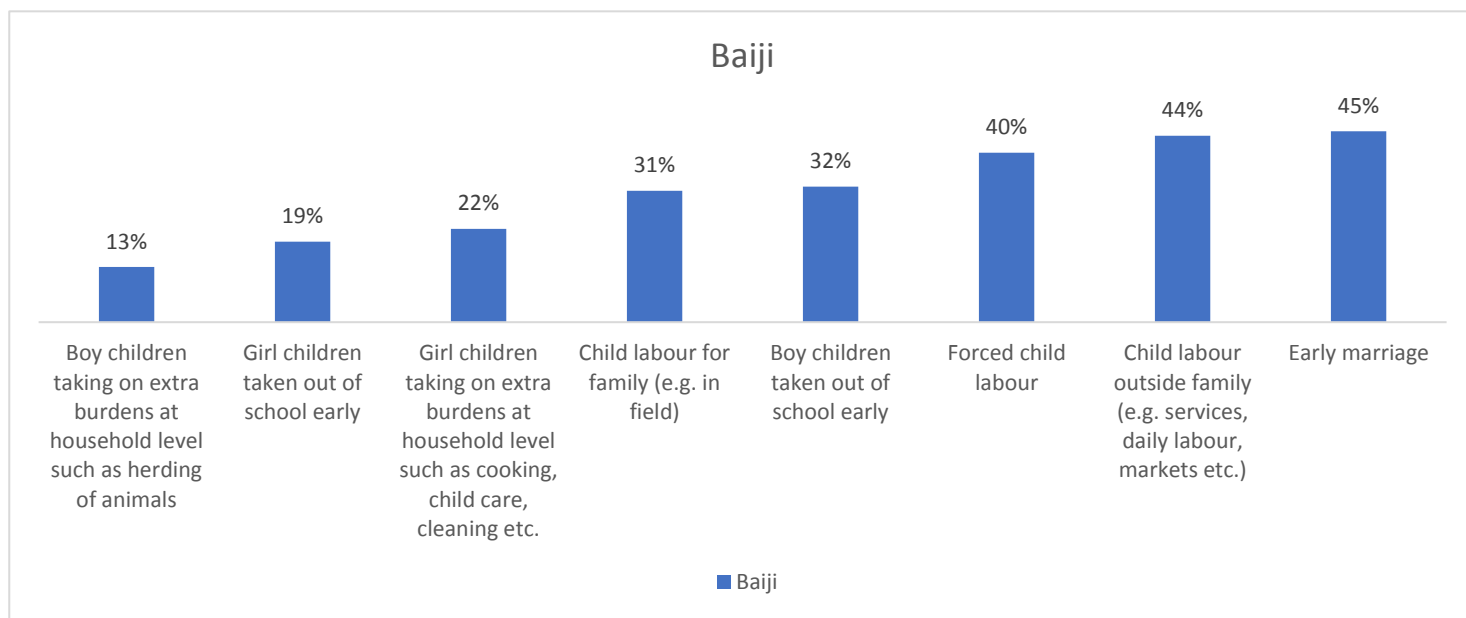


Figure 22: The most common child protection issues in Shirqat community

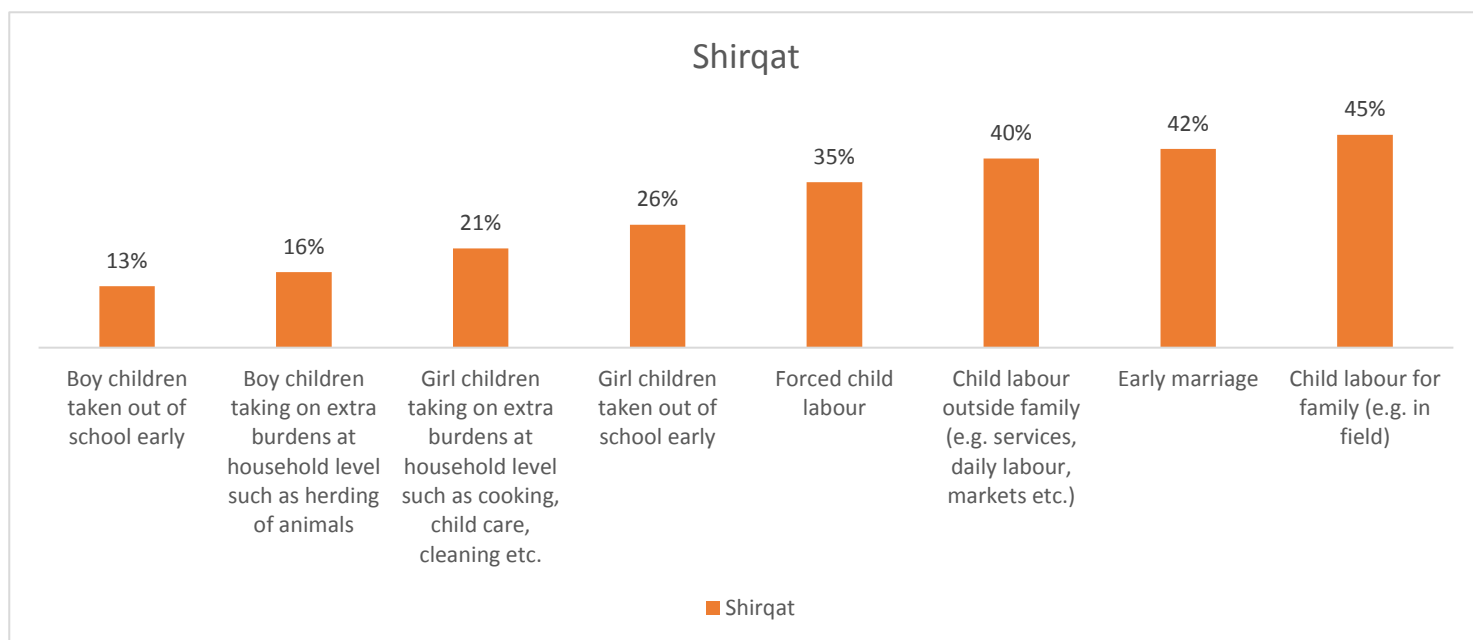
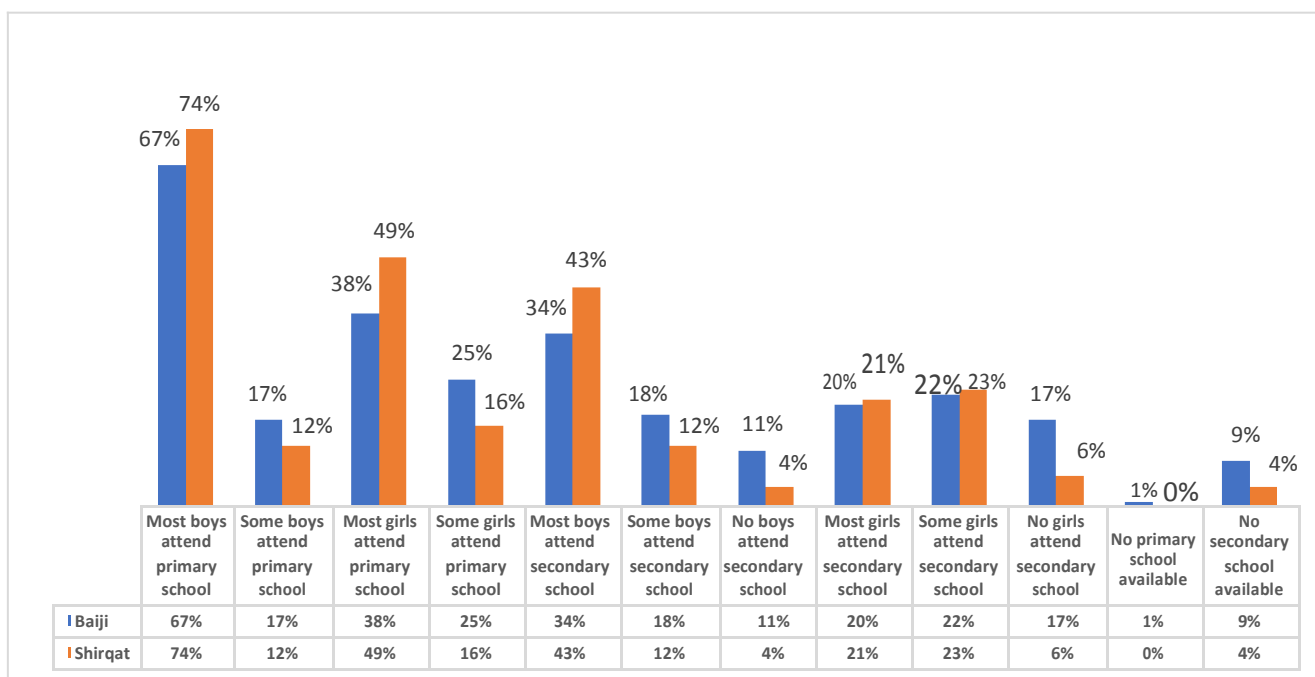


Figure 23: Access to education for boys and girls in Baiji and Shirqat districts



H. Security situation in the community

In this section, a group of questions have been asked to the respondents to understand the security situation at Baiji and Shirqat communities and the impact of the coronavirus pandemic on the security situation of these communities.

More than half of the respondents (57%) in Baiji and (53%) in Shirqat have explained that the most common security challenge faced by the population is difficulties with employment. Figure 22 shows all the security challenges that respondents mentioned.

Figure 23: The most security challenges in Baiji community

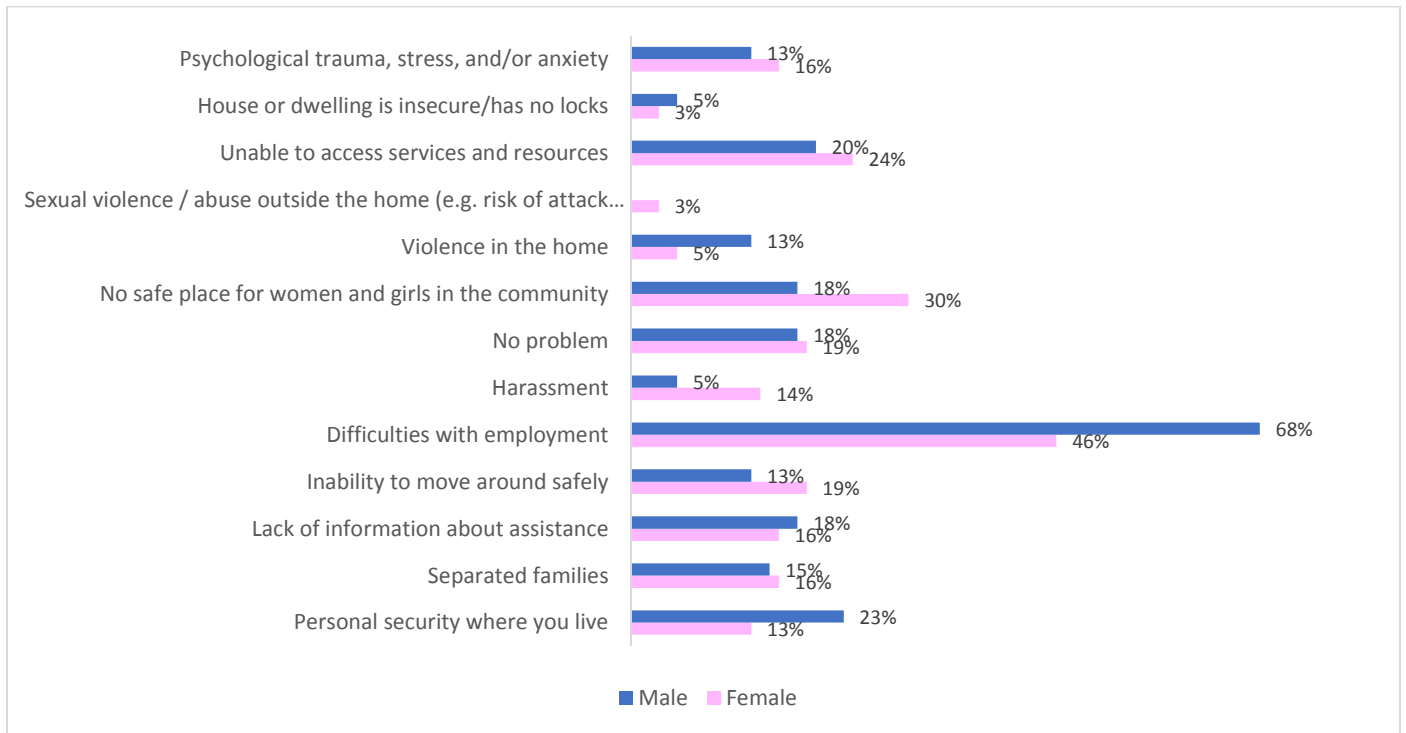
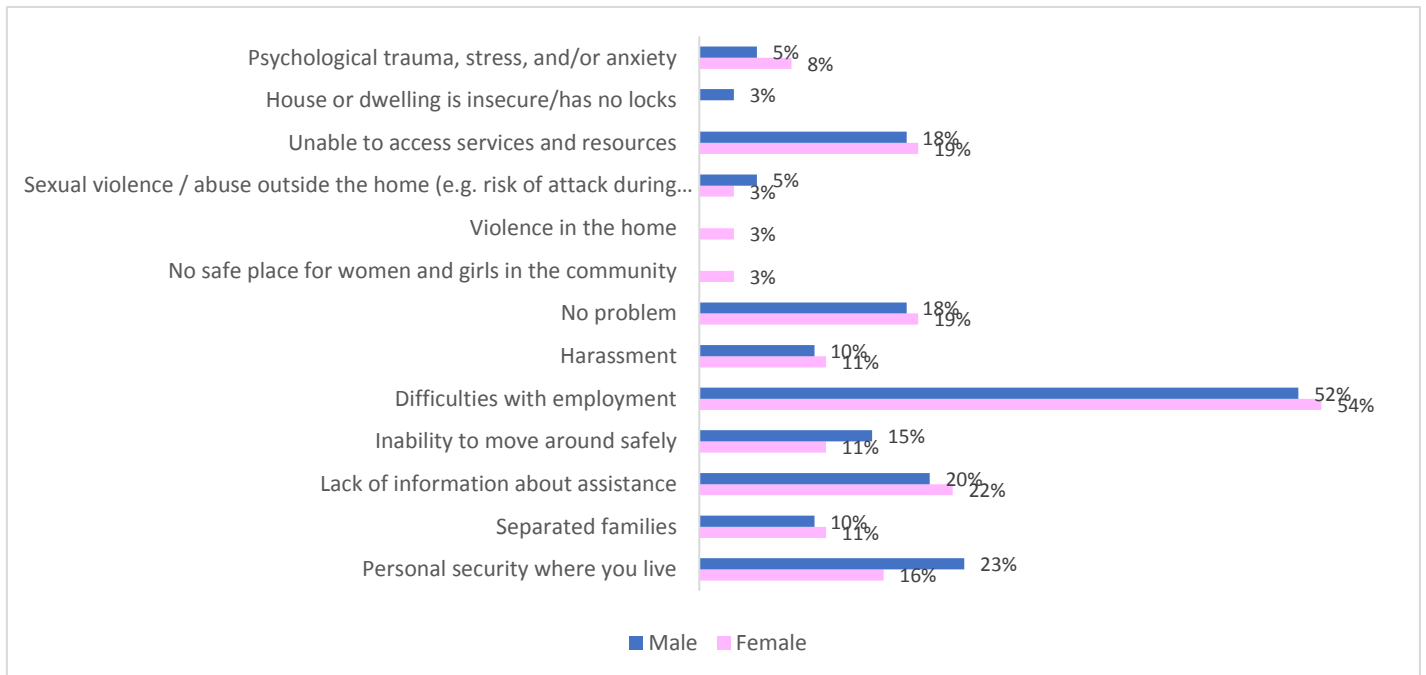


Figure 23: The most security challenges in Shirqat community



Only 25% of the respondents in Baiji and Shirqat have declared that there is an increase in security concerns facing women and girls recently, while about (64%) in Baiji and 62% in Shirqat have indicated that they usually ask for help from the police in case there were any violence cases.

Table (15): The most means to ask for help when they've been victims of some form of violence in Baiji

#	Asking for help from:	Female	Male
1	Police	54%	73%
2	Family member	57%	35%
3	Community leader	22%	25%
4	Friend	11%	15%
5	NGO	5%	3%
6	Don't know	0%	8%
7	Tribe leader or Mukhtar	1%	0%

Table (16): The most means to ask for help when they've been victims of some form of violence in Shirqat

#	Asking for help from:	Female	Male
1	Police	62%	63%
2	Community leader	60%	58%
3	Family member	35%	28%
4	Friend	22%	10%
5	NGO	5%	5%
6	Don't know	0%	3%
7	Tribe leader or Mukhtar	0%	1%

As for the most common strategies used by respondents to reduce or address protection risks, 51% of the respondents in Baiji stated that they used to seek support from family, friends or neighborhoods, while 49% of the respondents in Shirqat declared that they used to seek support from the community leader.

When asked the respondents were if they have noticed any change in any of the protection issues since the beginning of the coronavirus pandemic, they have responded as the following table:

Table (17): Number of protection issues since the beginning of the coronavirus pandemic in Baiji

#	Number of protection issues since the beginning of the coronavirus pandemic	Baiji	Male	Female
1	Very significant increase	18%	6	6
2	Increase	32%	15	10
3	Neither increase nor decrease	26%	11	9
4	Decrease	9%	2	5
5	very significant decrease	6%	2	3
6	Do not know	8%	4	2

Table (17): Number of protection issues since the beginning of the coronavirus pandemic in Shirqat

#	Number of protection issues since the beginning of the coronavirus pandemic	Shirqat	Male	Female
1	Very significant increase	32%	13	12
2	Increase	38%	14	15
3	Neither increase nor decrease	31%	13	11
4	Decrease	0%	0	0
5	very significant decrease	3%	1	1
6	Do not know	3%	1	1

The respondents have explained that they noticed an increase in the number of the protection issues due to the financial loss of livelihood or income and the stress from confinement.

I.NGOs delivering humanitarian assistance (protection mainstreaming)

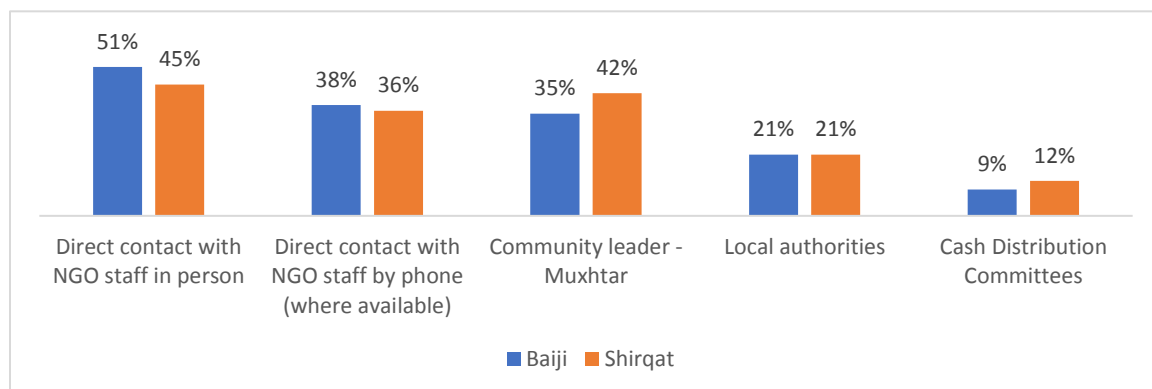
In this section, a series of questions have been asked to the respondents to understand the engagement level with NGOs that are delivering humanitarian assistance.

27% of the respondents in Baiji and Shirqat indicated that they have been consulted by an NGO to gather information about their needs. While 59% of respondents mentioned that they know how to access humanitarian assistance (only 10% of these were female-headed households), 37% know how to access assistance but assistance is not available. Approximately 23% households have a member who has received assistance in the past.

Moreover, there were different opinions among the respondents about receiving humanitarian assistance. 49% of respondents do believe that the most vulnerable are receiving assistance, while 39% of the respondents explained that the most vulnerable are not receiving assistance. 12% do not know who is receiving assistance.

As for the best way to communicate about the program including distributions and disbursements, 64% in Baiji and 52% in Shirqat have stated that the communication through chief/local authorities is the best to communicate.

Figure 23: The best way to submit feedback, concerns or complaints according to respondents*



**Note: this refers to any type of complaint, not just SGBV-related complaints*

II. FGD & KII FINDINGS:

As an overall result of the FGDs and KII sessions, and as all the community representatives stated, vocational training is deeply needed in Salah al-din governorate. Further information and facts are listed in the below table.

Baiji	Al Shirqat
Accessing services	
<p>Several questions asked in the KII's to explore and have more knowledge about the communities and most of the interviewed respondents stated that the provided services are PSS services, cash support, education, and they can access the services because its near to their accommodation area. No vocational training activities are available in this district. Females are facing social barriers to access humanitarian services and the services are provided unequally.</p>	<p>Sessions conducted in Shirqat district to provided an overview of the needs and responses provided. The provided services are education, cash support and health services. Half of the KII's stated that they can access the services because they have relations with the Mukhtar and most of the people who cannot access the services are because of social barriers. Services are not provided equally and the most excluded families are the poor.</p>
Safety and dignity	
<p>Two questions were asked to specify the most common challenges and how the process be improved. Environmental reasons are the most common barriers in the district including hot and cold conditions. The distributions cause crowds which is also a barrier. The service site should be accessible by all beneficiaries and it should include all the safety and security standards including COVID-19 compliance.</p>	<p>In Shirqat district no real threats are faced in accessing the humanitarian services according to the KII's. They recommend that NGOs should cooperate more with Mukhtar and the security forces during the distribution to ensure it is safe..</p>
Participation and responsibility	
<p>Interviewed KII stated that they are participating in decision making because they are in a position that allows them to participate, and it should be a community network that represents the community so all people can provide inputs.</p>	<p>Mukhtar is included in the decisions making, while the others are not. Therefore Mercy Hands should establish a community committee that can help the Ngo and launch a volunteering program.</p>

PSS	
<p>Several questions asked to have an overview of the community and see how the NGO can respond and provide services.</p> <p>A huge sample of children are subjected to disturbing behavior and need to have PSS support and entertainment activities.</p> <p>Adolescents are facing difficulties in health care. Male and female youth have challenges in finding jobs to secure their families essential needs and parents need to be educated on GBV.</p>	<p>In Al Shirqat district children are not attending school, teenagers are in need for awareness sessions, elderly are in need for health care and male and females over the age of 18 are in need for income generating activities. Children are also facing disturbing behavior due to COVID 19 restriction.</p>

Common threats	
<p>The KII's stated that the largest threats are the distances and the site of services. Many people are not able to afford the transportation cost. Other gendered barriers related to being female mean that they can't access the services due to social barriers. The recommended solutions are conducting a protection and awareness program in the district.</p>	<p>Two questions asked during the sessions with the KII to specify the challenges during accessing the services, and the KII stated that some threats are related to gender and harassments, solutions are like delivering the services at beneficiaries' houses, lunch awareness-raising and GBV program.</p>

Al Shirqat business owners

Introduction and convenience:

Two questions asked to the business owners to have more information and acknowledge about the purchasing power of the families in this district, people are paying most of their money on securing food and to meet their most essential needs.

Works section:

Most of the interviewed business owners stated that they are casual labour or a daily worker, and they work in several career aluminium carpentries, bakery, painting and in a plastic factory, and working hours last for 8 to 10 hours per day, hiring workers are preferred if they have the required skills and requirements, and they spend money on buying raw items to produce the product, the material and items cost are different from one career to another one, the cost of the raw materials should go down so the owners can earn more money and try to fix the product price.

Owners are recommending to have vocational training centres in Shirqat districts and they prefer to hire workers with skills so they can speed the work process and save efforts.

Ministry of labour and social affairs

Introduction and convenience:

As the interviewed KII stated that stakeholders are having private interests over the public interests, and the situation does not change pre the covid-19 and it becomes worse, and this office stopped the work activities after the war with ISIL, the ministry tries to pay severances for the employees and the civilians due to the war and covid19.

Biggest markets are the food market, nothing changed in these markets but it becomes bigger.

Cosmic luxuries and constructions are in the growth stage in Salah al-din district and it became wider, and no vocational training in this district and those apprenticeships are not effective in securing youth employment because it's not supported by the government.

5. KEY FINDINGS AND RECOMMENDATIONS:

I. Summary of key findings and Recommendations

- **Access to cash/voucher assistance:**

It has been noticed that there a lack of cash/voucher programme in Shirqat district and a limited number of active NGO in the area. Based on this, it is strongly recommended to increase the level of humanitarian intervention in this area and conduct an extensive survey in this matter. **Note that more women than men specified the need to make cash recipients anonymous, highlighting a protection concern for programming.**

- **Safe access to markets:**

The findings showed that majority of the respondents have clearly stated that access to the market is safe, including the travelling to and from the market.

- Social relations:**

About 80% of the respondents have agreed (26% highly agreed) on that the man in the household is responsible to control the economy of the household and up to half of the respondents declared that the men in the household are the only members who can decide who to spend the money and they have agreed on the fact the men in the household has the final word in decision making, while only 16% stated that the women have the freedom to spend the money, This means more or less than the women in this community are less involved in decision making concerning spending money and It is highly recommended to implement raising awareness about women's rights and their role in society, Raising Awareness about women's rights and their role in society. ***The respondents have agreed that the effective way to reduce the potential tension in the community is to conduct community training on GBV prevention and response.***
- Engagement in household tasks:**

Only 38% of the respondents have agreed that the man should have equal responsibility for household tasks, indicating that the community need more intervention in regards to gender equality, women's rights and roles.
- Household Tension:**

While there were varied responses on the most effective way to reduce the potential tension at the household level, up to half of the respondents (both men and women) in Baiji district have indicated that the household consultation on who should be targeted in the household is the most way to ease any potential tension, followed by awareness raising with men and boys. 44% of Shirqat respondents (both men and women) refer to the awareness-raising with men and boys on GBV at HH level (including empowerment and decision-making powers of women) is the best way to reduce the tension in the household, followed also by household consultation on who should be targeted in the household and discussion groups with men, boys, and leaders. ***Therefore, each of these methods is recommended to be incorporated into cash payments: HH consultation regarding who is targeted, awareness raising with men and boys at HH level, and discussion groups with men and boys in the community on GBV.***
- Livelihoods:**

Livelihood is noted by a majority of respondents in both locations as their most immediate protection need. In terms of livelihood income, it has been noticed that the majority of the respondents rely on casual labour, employment and other business such as carpenter, blacksmith...etc. While only 6% have an additional income source which is humanitarian support (cash or in-kind). Overall, there is a strong need for livelihood programming in these areas.
- Child protection:**

The early marriage and child labour were the most common child protection issues according to the respondents in Baiji and Shirqat this means that those communities require an intervention to reduce these issues and ensuring child protection as well as for supporting women empowerment initiatives.

- **The security situation in the community:**

The greatest security challenge faced by the population is the difficulties with employment, and they have explained that due to the coronavirus pandemic there has also been an increase in the number of protection issues in these communities. Baiji in particular had as the second-highest concern, no safe space for women and children. **If possible, the Center in Baiji should provide such a safe space.**

- **NGOs delivering humanitarian assistance (protection mainstreaming):**

It has been noticed that 27% of the respondents have been consulted by an NGO to gather information about their needs.

Up to half of the respondents declared that the best ways to communicate about the program including distributions and disbursements are through communication through chief/local authorities and Community consultation meetings with NGO, which should be incorporated into this project.

6. ANNEXES:

- DCA GBV, Gender and Protection Analysis household survey Kobo link: <https://ee.humanitarianresponse.info/x/7aMMicyt>

- **GBV – KII Questionnaire**



GBV .KII.docx

- **GBV – FGD Questionnaire**



GBV .FGD.docx